

CERTIFICATION



Certificate Holder: Illusion Australia Pty. Ltd.
145 South Gippsland Hwy.
Dandenong South Vic 3175
ABN: 35005 834 784

Certificate Numbers:
GMK 10360 (NG) & 10361 (LPG)
Issue Date: 21/7/2017

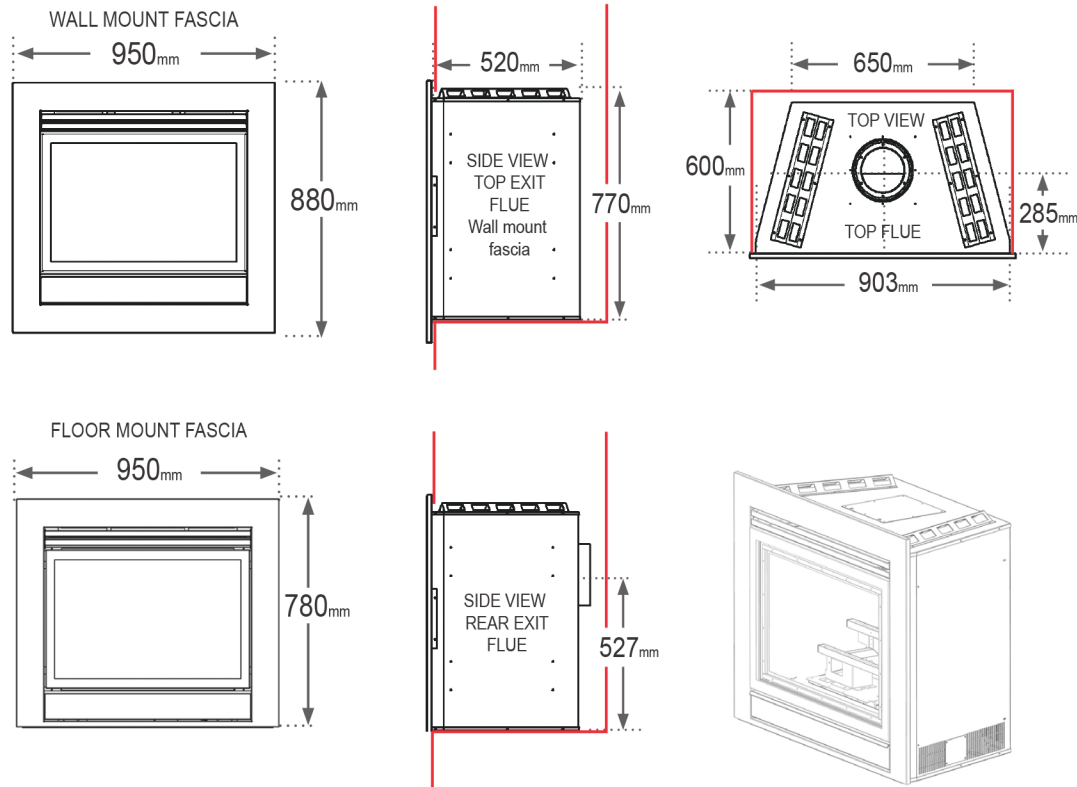
Manufacturer: A.G.Building Developments Pty. Ltd.

Distributor:	Brand Name:	Model ID:	Gas Type	MJ/h
ILLUSION	MATRIX	SMALL VERTICAL	NATURAL	28
ILLUSION	MATRIX	SMALL VERTICAL	LPG	28
ILLUSION	MATRIX	SMALL HORIZONTAL	NATURAL	28
ILLUSION	MATRIX	SMALL HORIZONTAL	LPG	28

All Illusion Matrix Gas Log Fires have been tested and approved to AS: 4558

Ross Conway Chief Executive Officer of the IAPMO Group
This GasMark Schedule supersedes all previously issued Schedules

DIMENSIONS



Please note: Ecofire 5.0 gas log fire fascias are available as either wall mounted or floor mounted. See above drawings for fascia sizes.

The Flue system must be installed by an Authorised installer.

Some installations may require the provision of a hearth to protect the floor from radiant heat. Contact your evolution dealer for more information.

www.evolutionfire.com.au

The dimensions, etc quoted here are correct at the time of writing but may be subject to change. Please check with your dealer before commencing any building works or installations of these appliances.

A slight reduction in performance may result if high ceilings, large glass areas or lack of insulation are present. Ultimate reserves the right to alter specifications without notice. Photos are for illustrative purposes only. Some colours may vary due to the printing process.



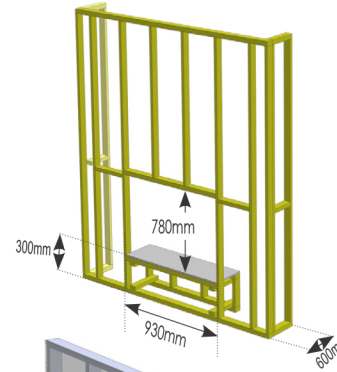
FRAME CUTOUT

ECOFIRE 5.0 Frame and plaster cutout dimensions.

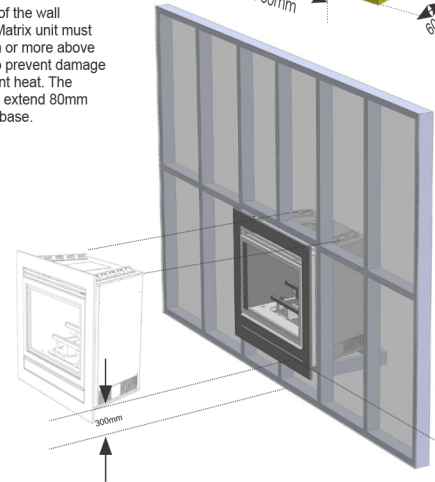
NOTE: Minimum frame depth 600mm.
Example Wall mount shown below.

The frame and plaster cutout dimensions as shown above should be cut as accurately as possible to ensure adequate coverage by the appliance fascia. Illusion can supply fabricated full metal frames to simplify the installation and reduce costs.

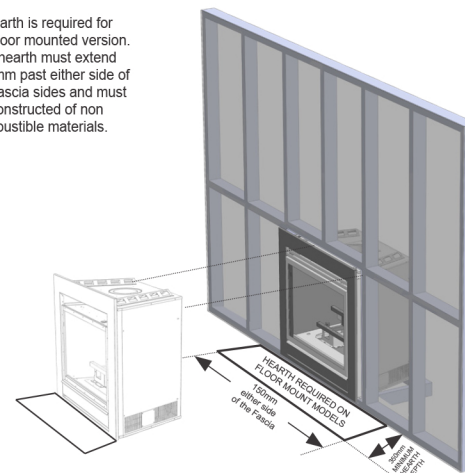
The cutout dimensions (Shown at right) are the same for both the Wall mounted or floor mounted versions of the Matrix Gas Log Fire.



The base of the wall mounted Matrix unit must be 300mm or more above the floor to prevent damage from radiant heat. The Fascia will extend 80mm below the base.

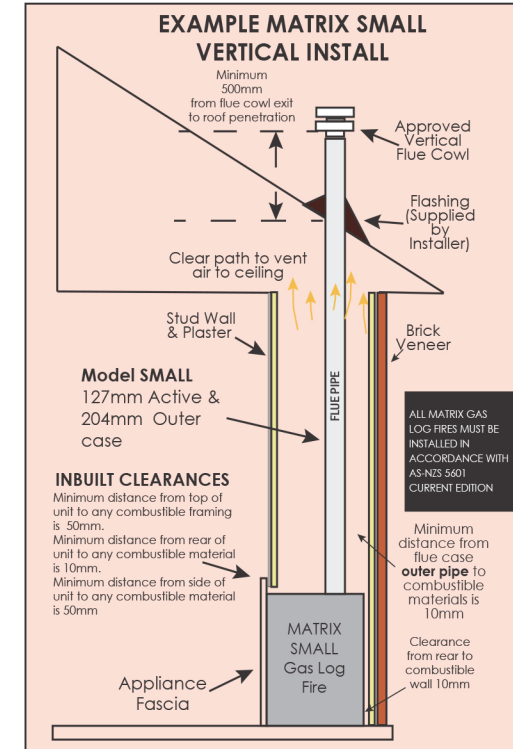


A Hearth is required for the floor mounted version. The hearth must extend 150mm past either side of the fascia sides and must be constructed of non combustible materials.



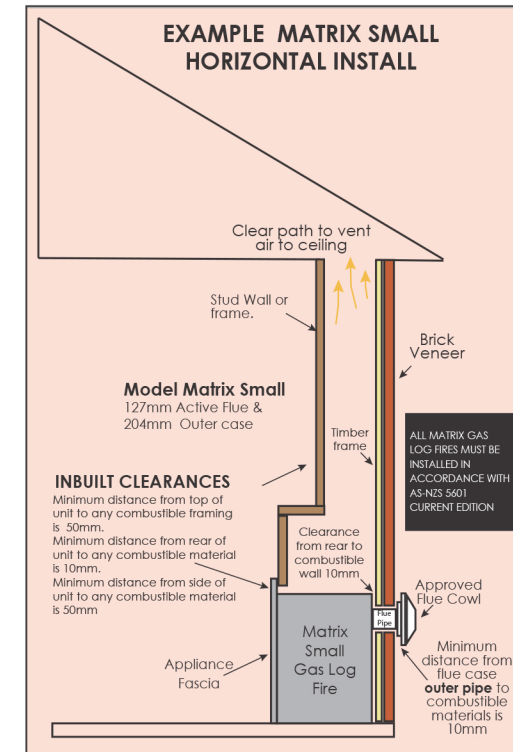
INSTALLATION

EXAMPLE MATRIX SMALL VERTICAL INSTALL



ALL MATRIX GAS LOG FIRES MUST BE INSTALLED IN ACCORDANCE WITH AS-NZS 5601 CURRENT EDITION

EXAMPLE MATRIX SMALL HORIZONTAL INSTALL



ALL MATRIX GAS LOG FIRES MUST BE INSTALLED IN ACCORDANCE WITH AS-NZS 5601 CURRENT EDITION